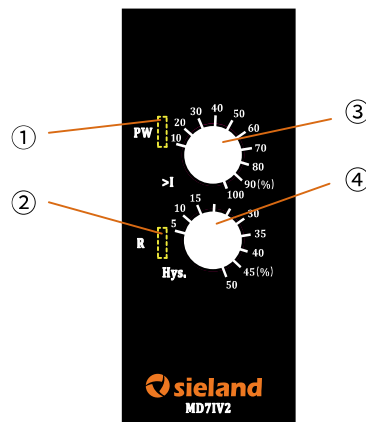


MD7IV2 Overcurrent monitoring relays specification



- ① PW: Green LED, power supply indication
- ② R: Relay status indication
- ③ >I: Overcurrent threshold setting
- ④ Hys.: Hysterisys setting

Products features:

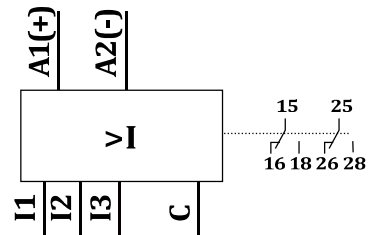
- Power supply: 24-240V AC/DC
- Three monitoring channels: I1/I2/I3 - C

Technical data:

Power supply:	24 - 240V AC/DC
Current threshold:	10 - 100% (I1/I2/I3 - C)
Hysterisys setting:	5 - 50% (current threshold)
Delay setting:	0.1s - 30s
Relay output:	2 c/o
Repeatability:	±0.5%
Temp. drift:	±0.05%/°C
Voltage drift:	±1%/V
Switch current:	8A/250VAC
Electrical durability:	10 ⁵ cycles
Mechanical durability:	10 ⁷ cycles
IP degree:	IP50/IP20
Temperature:	-40°C...60°C
Store temperature:	-40°C...85°C
Size:	22.5*92*100 mm
Mounting:	35mm DIN rail
Standards:	IEC60255-1、GB14048.5

Reference figure for MD7IV2:

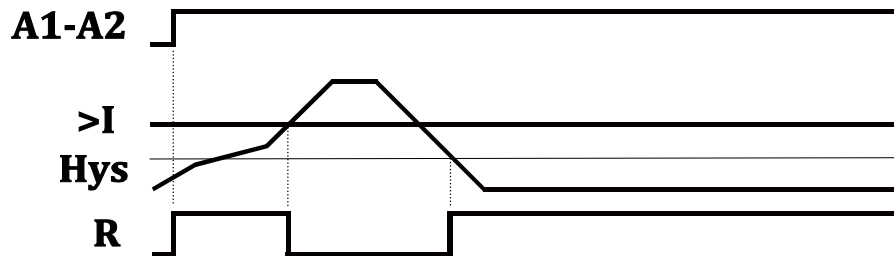
T: 0.1-30s
A1- A2: 24-240V AC/DC, 50/60Hz
— : 8A 250V AC



Note:

- If A1-A2 is DC power supply, then A1 must be positive, A2 must be negative
- Three current monitoring channels: **I1-C: 0.15A - 1.5A** **I2-C: 0.5A - 5A** **I3-C: 1.5A - 15A AC/DC**, select one channel according to the current under monitoring

Function figure:



Example:

- Overcurrent monitoring

Setting:

Current threshold setting: 60%
 Hysterisys setting: 5%

If I3-C is connected
 Then:

Current threshold setting: $15 \times 60\% = 9 \text{ A}$
 Hysterisys setting: $9 \times 5\% = 0.45 \text{ A}$
 Hysterisys current: $9 - 0.45 = 8.55 \text{ A}$

Conclusion:

1. If current is under 9A, current is normal, relay c/o switch on, led R turn on
2. If current is over 9A, overcurrent fault occur, relay c/o switch off, led R turn off, if current fall to hysteresis current of 8.55A, relay c/o switch on, led R turn on